


Rev	Description	By	Date
P1	Preliminary Issue	PJS	MAR 18







PARK PARADE

FLEET STREET



NOTE:
In relation to architectural work these drawings are to be read in conjunction with other MCAU drawings and specifications and SLHA drawings and specifications.


NOTE:
Drawing should be read in conjunction with:-
- All relevant Archival drawings
- All relevant sections of NBS (Any discrepancies between the drawings and NBS should be reported to the Architect prior to ordering and manufacture).
- Structural Engineers drawings & specification.
- Structural Engineers drawings & specification.
- Electrical Engineers drawings & specification.
- Acoustic Engineers report.
- Manufacturers drawings and specifications where applicable, and constructed in strict accordance with instructions and recommendations. Regulations and Robust Standard Details produced by The House Builders Federation (where applicable).
- Specialist Design & Cost
- Proposed steel beam / lintel
- Proposed furniture to be provided by Operator. Only shown as indicative

KEY	
	Existing walls to be retained
	Proposed demolition of existing masonry walls to be removed
	Proposed new intervention / new Rooflights
	Proposed Data Centre as per separate Specialist Design & Cost
	Proposed steel beam / lintel
	Proposed furniture to be provided by Operator. Only shown as indicative

MCAU
Modern City
Architecture & Urbanism

Estimate Street
Castfield
Manchester
M3 4LZ

T: 0161 974 7200
e: info@mcau.co.uk
www.mcau.co.uk



Level 02 Plan 1:100

Client
TMBC

Project
Ashton (Old) Baths

Description
Phase 2 Annex
Proposed Floor Plans
Level 02 Roof Plan

Status
LISTED BUILDING CONSENT

Scale
1:100 @ A1

Date
MAR 18

Drawn
NB/PJS

Checked
PJS

Revision
P1

Job number
203-02-LBC